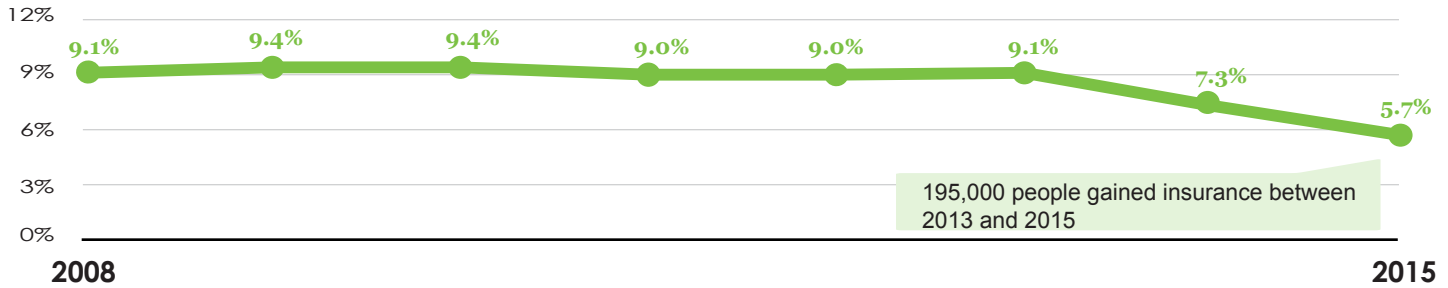


Health Insurance in Wisconsin: Progress and Potential Impact

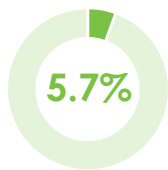
The uninsured rate has been dropping since the implementation of major Affordable Care Act provisions. Wisconsin has seen a significant drop, however further improvement could be realized if BadgerCare+ was expanded to adults under 138% of the federal poverty level.

Total Uninsured Rate in Wisconsin 2008-2015



The Uninsured in 2015

All people in WI without health insurance



322,616 people

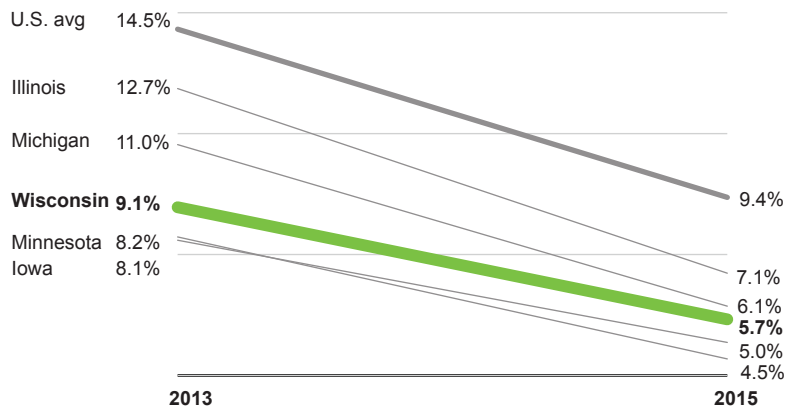
Children without health insurance



46,228 children

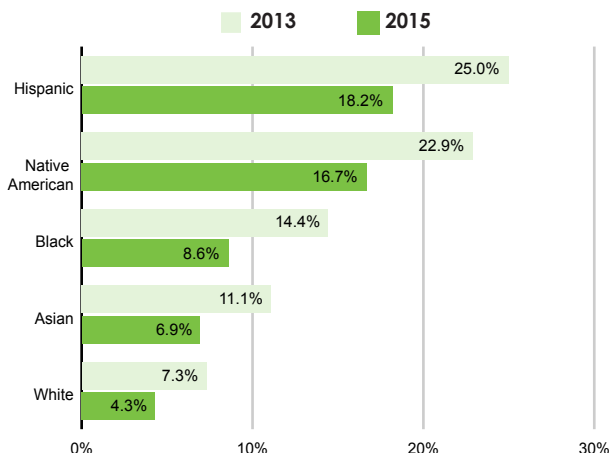
Strong Insurance Gains in Midwest, but Wisconsin Trails Iowa and Minnesota

Share of total population without health insurance by state, 2013 and 2015.



All races saw large declines in uninsured rates, but minorities still lag behind whites

Percent of Wisconsin population without health insurance by race, 2013 and 2015



More Wisconsin Residents Lack Health Insurance than Live in Several Major Cities Combined

Number of Wisconsin residents without health insurance in 2015, compared to number of residents in Wisconsin cities.

