

Detention Data Report

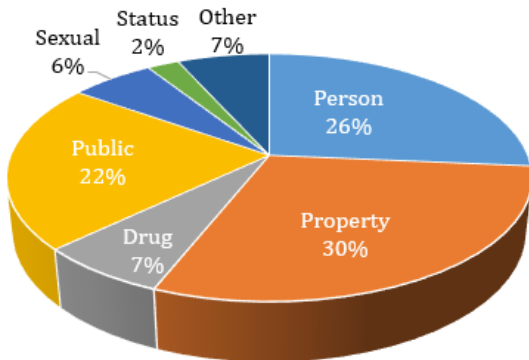


2014

In 2014, there were 6,774 youth admissions to detention in Wisconsin.

Almost 1/3 of these admissions were in Milwaukee County.

Underlying Offense(s)



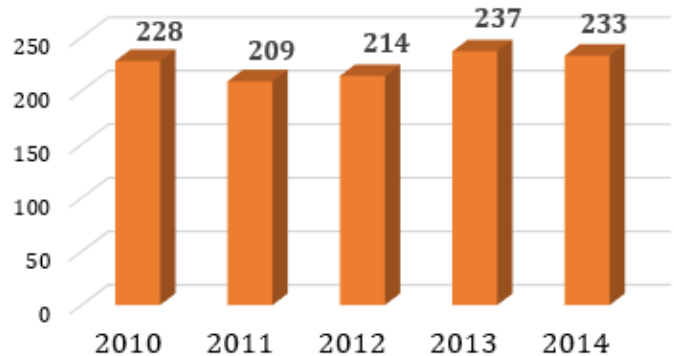
Breakdown by Offense (State)

- One primary purpose of detention is to protect the community from dangerous kids
- Crimes against persons are usually considered more dangerous
- Crimes against persons were 26% of all crimes for the year

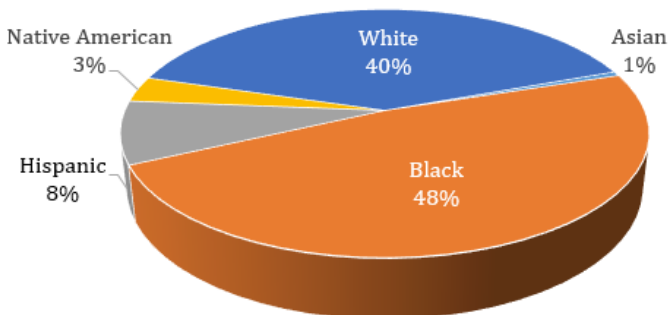
Average Daily Population (Statewide trends)

- ADP is the average daily number of youth held in total in all juvenile detention facilities
- The statewide ADP for 2014 was 233
- ADP for 13 centers was below 50% capacity; Milwaukee County's ADP was 80% of capacity

Detention Center ADP



Admissions by Race



Breakdown by Race (State)

- 74% of Wisconsin's youth under 18 are non-Hispanic whites, but white youth represent only 40% of youth admitted to detention
- Non-Hispanic Black youth are only 10% of the population under 18 but account for 48% of detention admissions



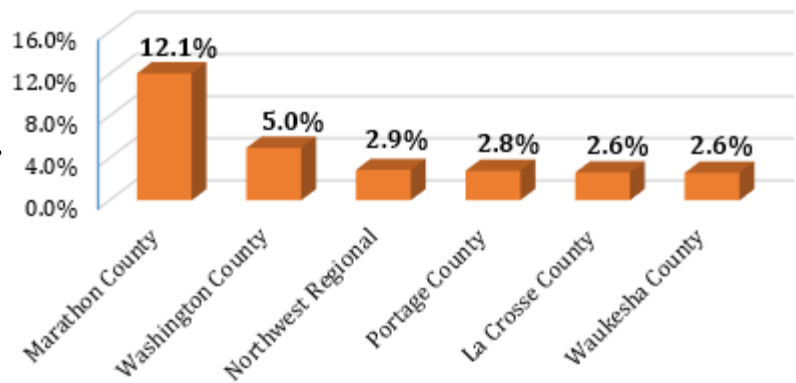
Additional Statewide Statistics

- Consistent with past years, 23% of all 2014 admissions were girls and 77% were boys
- Statewide average age at admission was 15.1 years, similar to prior years
- Average length of stay ranged from 4.3 days (Lincoln Hills) to 18.4 days (Racine County)

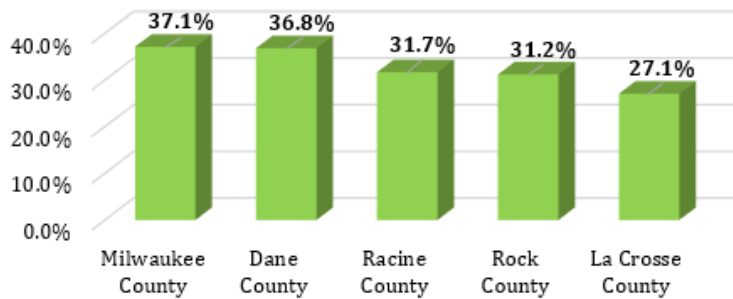
There were 15 Juvenile Detention Facilities around Wisconsin, many of which serve youth from multiple counties. Two facilities, Copper Lake and Lincoln Hills, are operated by the Division of Juvenile Corrections

- State and Federal laws discourage holding juvenile status offenders in secure detention facilities
- Facilities ranged from 0% to 12.1% status offenders
- 4 facilities admitted 0 juveniles for status offenses
- Status offenders admitted are typically runaways or truant youth

% of Admissions - Status Offenses



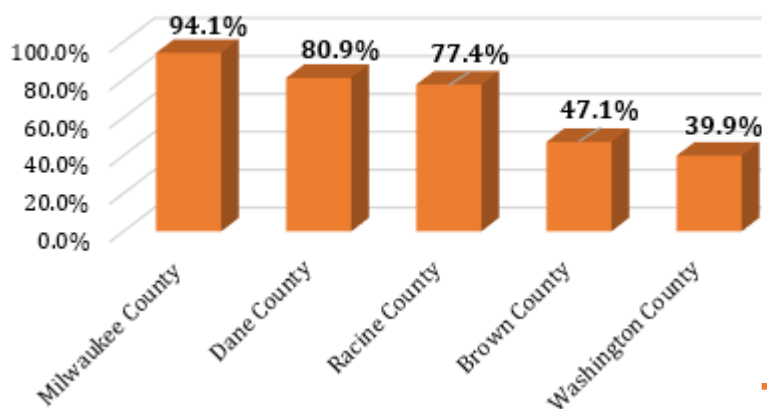
% of Admissions - Person Offenses



- By statute, detention can be used if the juvenile has committed a delinquent act and presents substantial risk of harm to a person, or is a flight risk
- Person offenses pose the most risk to the community
- Person offenses ranged from 4.5% to 37.1% of youth admitted

- These facilities represent the highest percentages of non-white youth admitted to detention
- **All facilities had higher minority representation than the general population in their county (exclude DJC facilities)**
- Portage County had the *lowest* percentage of non-white youth admitted with 15.1%

% Non-White Admissions



Raw detention data obtained from the Department of Justice Unit and the Department of Corrections, Office of Detention Facilities

- Population estimates from "Easy Access to Juvenile Populations: 1990-2014." Available online at <http://www.ojdp.gov/ojstatbb/ezapop/>
- Percentages calculated and graphs created by WCCF

For further information, contact:

Jim Moeser
 Wisconsin Council on Children and Families
 555 West Washington Avenue, Suite 200
 Madison, WI 53703
 608-284-0580, Ext. 316
jmoeser@wccf.org
www.wccf.org



WISCONSIN COUNCIL ON
children & families

Raising Voices to Make Every Kid Count