

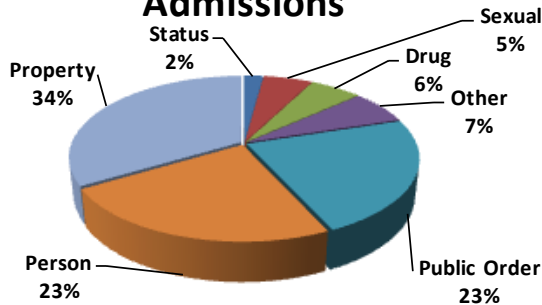
Detention Data Report 2012



In 2012 there were 8,952 youth admissions to juvenile detention in Wisconsin; almost one-third of admissions were in Milwaukee County

WCCF Detention Report

Type of Offenses for Admissions



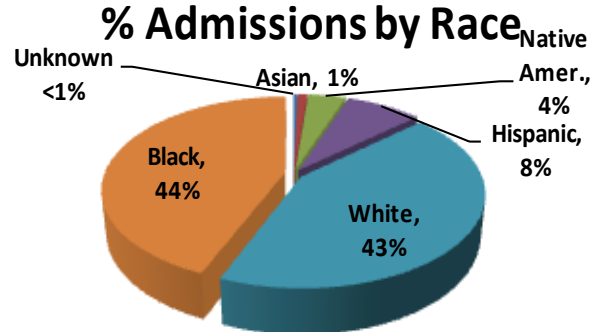
Breakdown by Offense*

- One primary purpose of detention is to protect the community from dangerous kids
 - Crimes against persons are usually considered the most dangerous.
 - Crimes against persons were 23% of all crimes for the year
- *subject to final audit by OJA

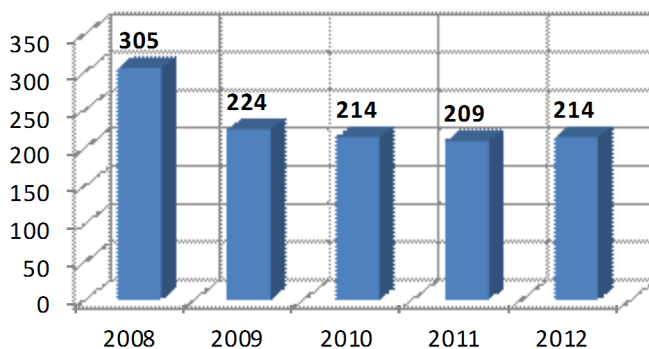
Breakdown by Race (State)

- 85% of Wisconsin's juvenile population aged 10-16 are White, but Whites represent only 45% of the juvenile youth admitted to detention
- Black juveniles are 11% of the population under 18 but account for 44% of detention admissions

% Admissions by Race



Statewide ADP Total



Average Daily Population

- ADP is the average daily number of youth held in total in all juvenile detention facilities
- The statewide ADP for 2012 was 214
- ADP for 16 centers was below 50% capacity Milwaukee County's ADP was 72% capacity & Washington County was 54%

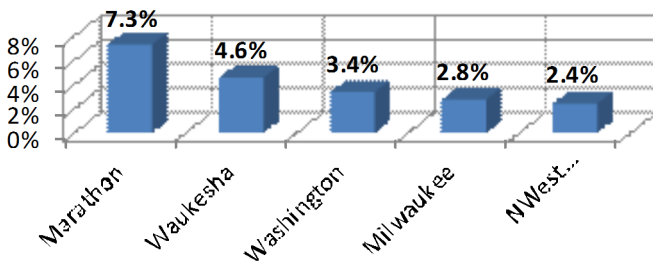
Additional Statewide Statistics

- Girls were 22% of all 2012 admissions and boys were 78% , same as 2011
- Average age statewide at admission is 15.2 years, same as 2011



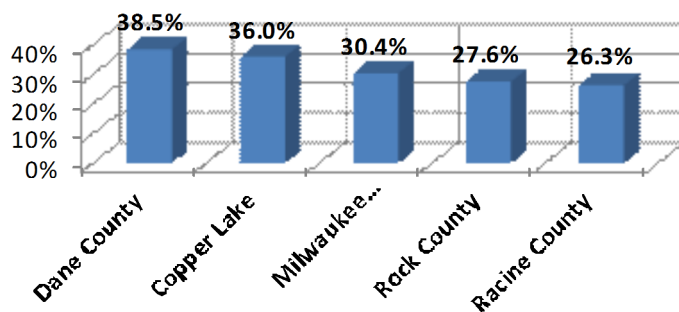
There are 18 Juvenile Detention Facilities around Wisconsin, many of which serve youth from multiple counties. Two facilities, Copper Lake and Lincoln Hills, are operated by the Division of Juvenile Corrections.

% Status Offender Admissions



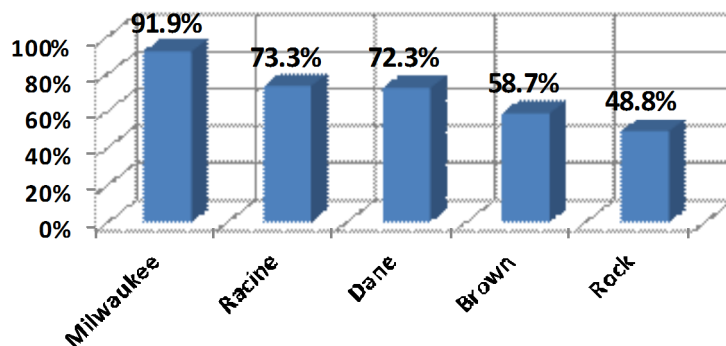
- State and Federal laws discourage holding juvenile status offenders in secure detention facilities
- Facilities ranged from 0% to 7.3% status offenders
- Status offenders admitted are typically runaways or truant youth

% Admissions for Person Offenses



- By statute, detention can be used if the juvenile has committed a delinquent act and presents substantial risk of harm to a person, or is a flight risk
- Person offenses pose the most risk to the community
- Person offenses ranged from 8.6% to 38.5% of youth admitted

% Admissions Non-White



- These facilities represent the highest percentages of minorities admitted to detention
- **All facilities had higher minority representation than the general population in their county (Exclude DJC facilities)**

Additional Facility Statistics

- Average length of stay ranged from 18.5 at Racine to 3.5 days at Copper Lake
- Not counting DJC facilities or boys-only facilities, girls ranged from 32.7% (Brown County) to 17.3% (La Crosse Co.) of youth admitted
- Property crime admissions ranged from 25% at Sheboygan Co. to 46.6% in Fond du Lac (exclude DJC)

Raw detention data obtained from the Office of Justice Assistance, Juvenile Justice Unit with assistance from the Department of Corrections, Office of Detention Facilities

- Population estimates from "Easy Access to Juvenile Populations: 1990-2011." Available online at <http://www.ojjdp.gov/ojstatbb/ezapop/>
 - Percentages calculated and graphs created by WCCF
- For more methodology information and explanations please visit http://www.wccf.org/pdf/detention_report_methodology.pdf

For further information contact:

Jim Moeser
 Wisconsin Council on Children and Families
 555 West Washington Avenue, Suite 200
 Madison, WI 53703
 608-284-0580, Ext. 316
jmoeser@wccf.org
www.wccf.org

